

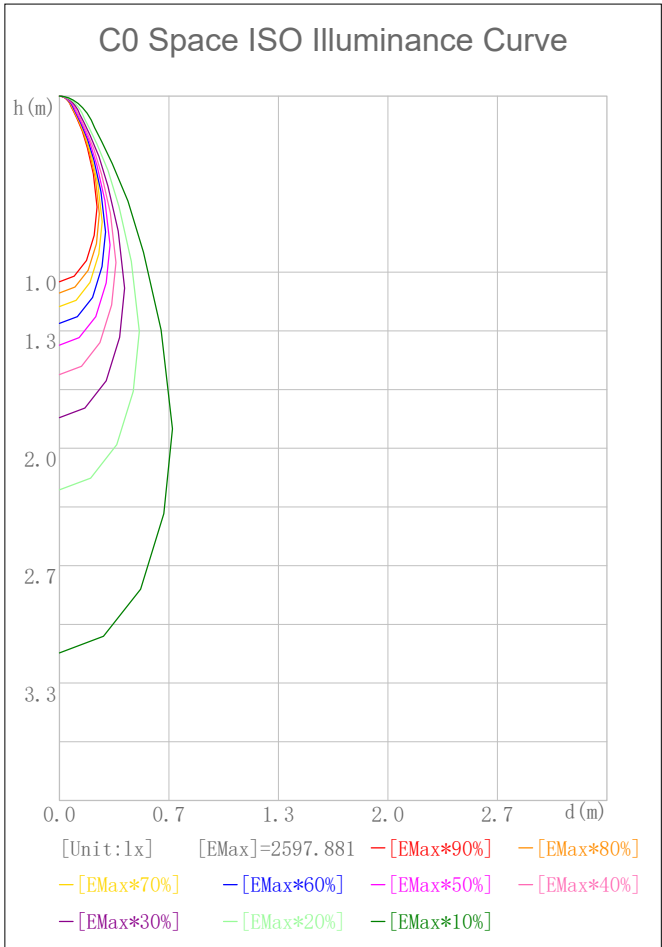
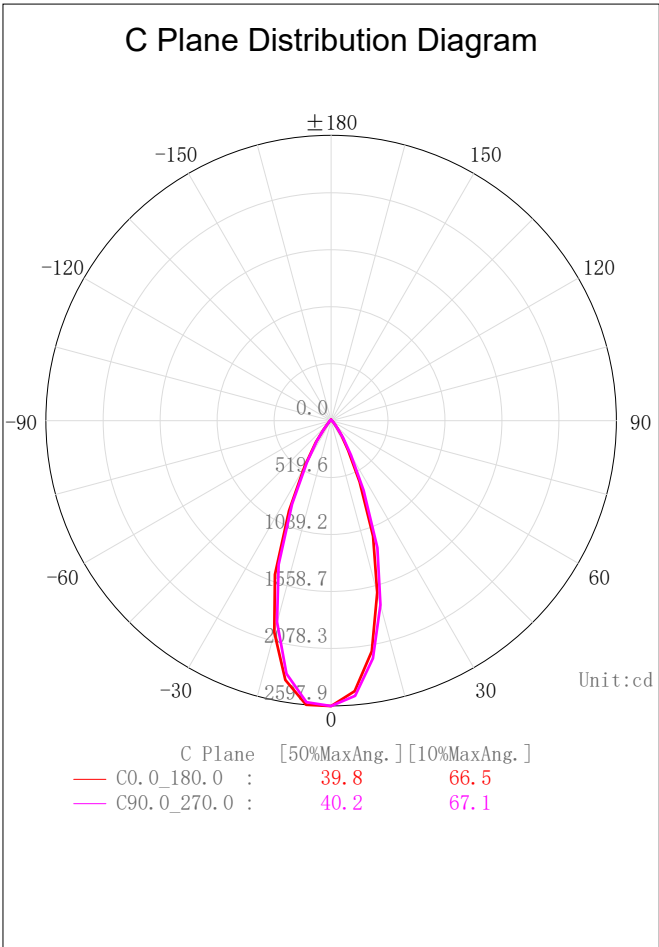
Indoor Luminaire Photometric Data

Description Information

Luminary Name: DL51-15-XX-01 4000K RA90 36D 白色	Lum. Catalog:	Test ID: 01
Lamp Name:	Lamp Catalog: LED	Test Date: 2022/08/10
Manufacture: Shenzhen Norming Lighting	Shld. Ang(°):	Test Machine:GON-2000
Test Lab: Quality Department	Frequency (Hz):	Lamp CCT (K): Ra:
Lum. Size (W*L*H):0.055m*0.055m*0.000m	Lum. Area (m2):0.003	Lum. W (kg): 0.000
Test System: C, γ	Test Step: C=90.0 γ=5.0	Temp. (°C): 25
		Humidity(%): 50.0

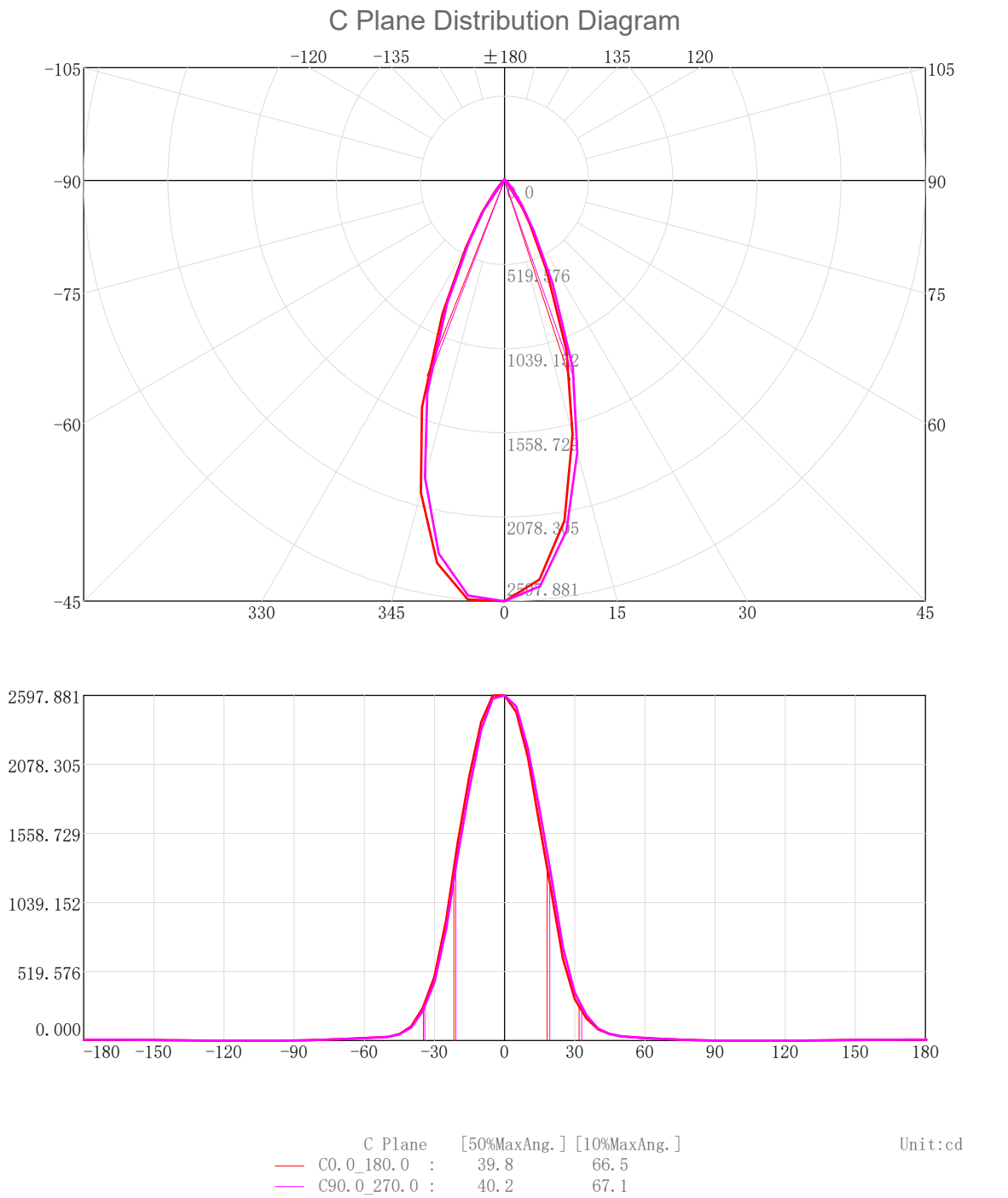
Character Parameter

Lamp Speciality Parameter	Luminaire Speciality Parameter	
Rated Flux(lm): 1336.860	Luminary Flux(lm): 1336.858	Field Angle(10%Imax): 66.5(°)
Rated Power(W):	Luminary Efficiency: 100.00%	Down Lumens&Percent: 1327.737lm 99.32%
Rated Voltage(V):	Luminary EER(lm/W): 95.218	Up Lumens&Percent: 9.122lm 0.68%
Tested Power(W): 14.040	Max. Candela(cd): 2597.881	S/MH: C0_a180=0.650 C90_270=0.653
Lamps' Inside: 1	Max Cand@Ang. (°): C=0.0 γ=0.0	CIE Type: Semi-Direct
Tested Electrics (V, A, pf):240.1, 0.060, 0.970	Beam Angle(50%Imax): 39.8(°)	ErP Φ use(90°): 1277.118lm
Lamp Size (W*L*H):0.055m*0.055m*0.000m	Left=-21.6°, Right=18.2°	IRF(%): 448.862



2D Plane Light Intensity Distribution Curve

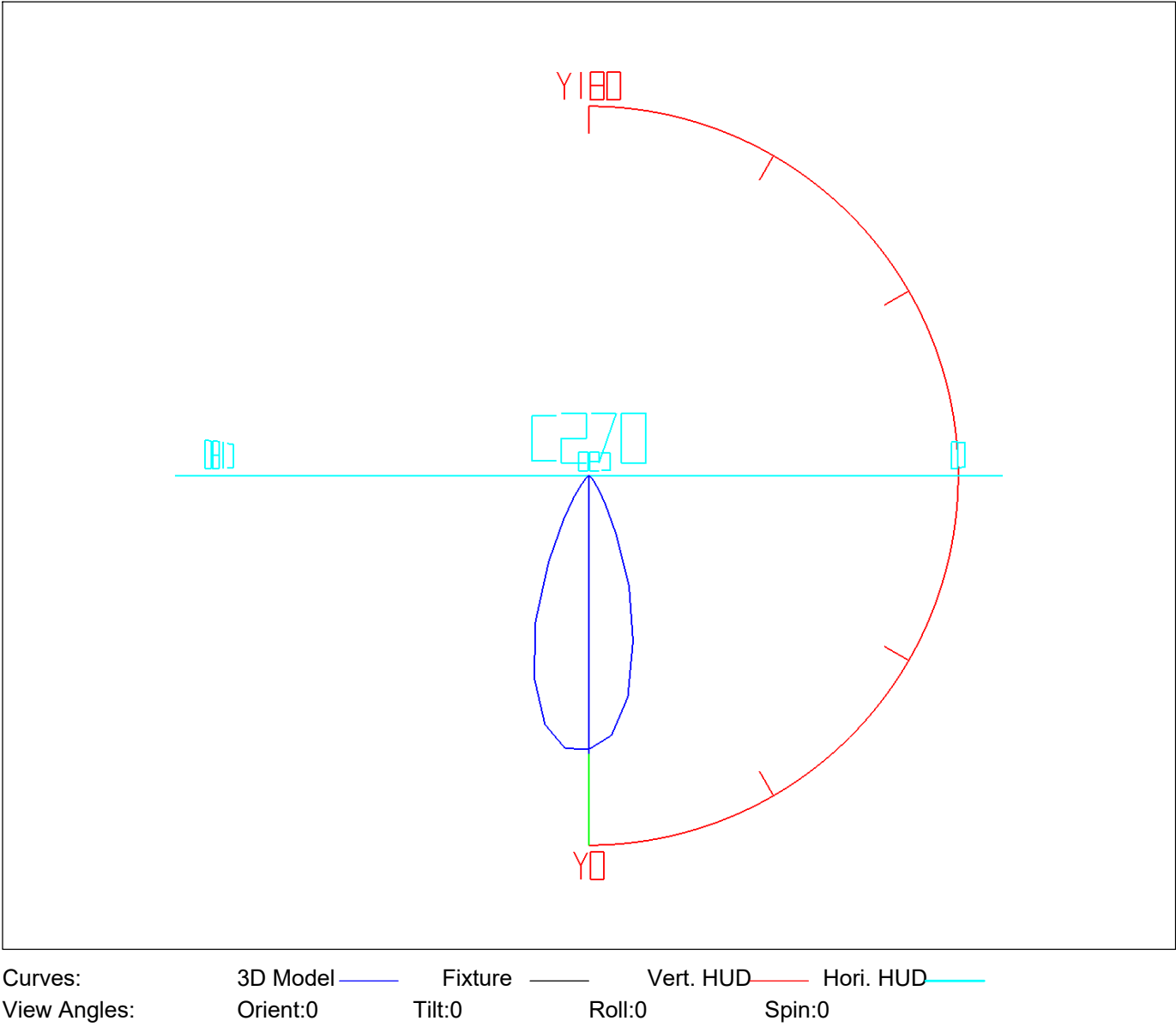
Lum. Name:DL51-15-XX-01 4000K RA90 36D 白色	Lum. Catelog:	Test ID:01
Lamp Name:	Lamp Catelog:LED	Test Lab:Quality Department
Manufacture:Shenzhen Norming Lighting	Test Machine:GON-2000	Test Date:2022/08/10



3D Light Intensity Distribution Modal

Lum. Name:DL51-15-XX-01 4000K RA90 36D 白色	Lum. Catelog:	Test ID:01
Lamp Name:	Lamp Catelog:LED	Test Lab:Quality Department
Manufacture:Shenzhen Norming Lighting	Test Machine:GON-2000	Test Date:2022/08/10

3D Light Intensity Distribution Modal

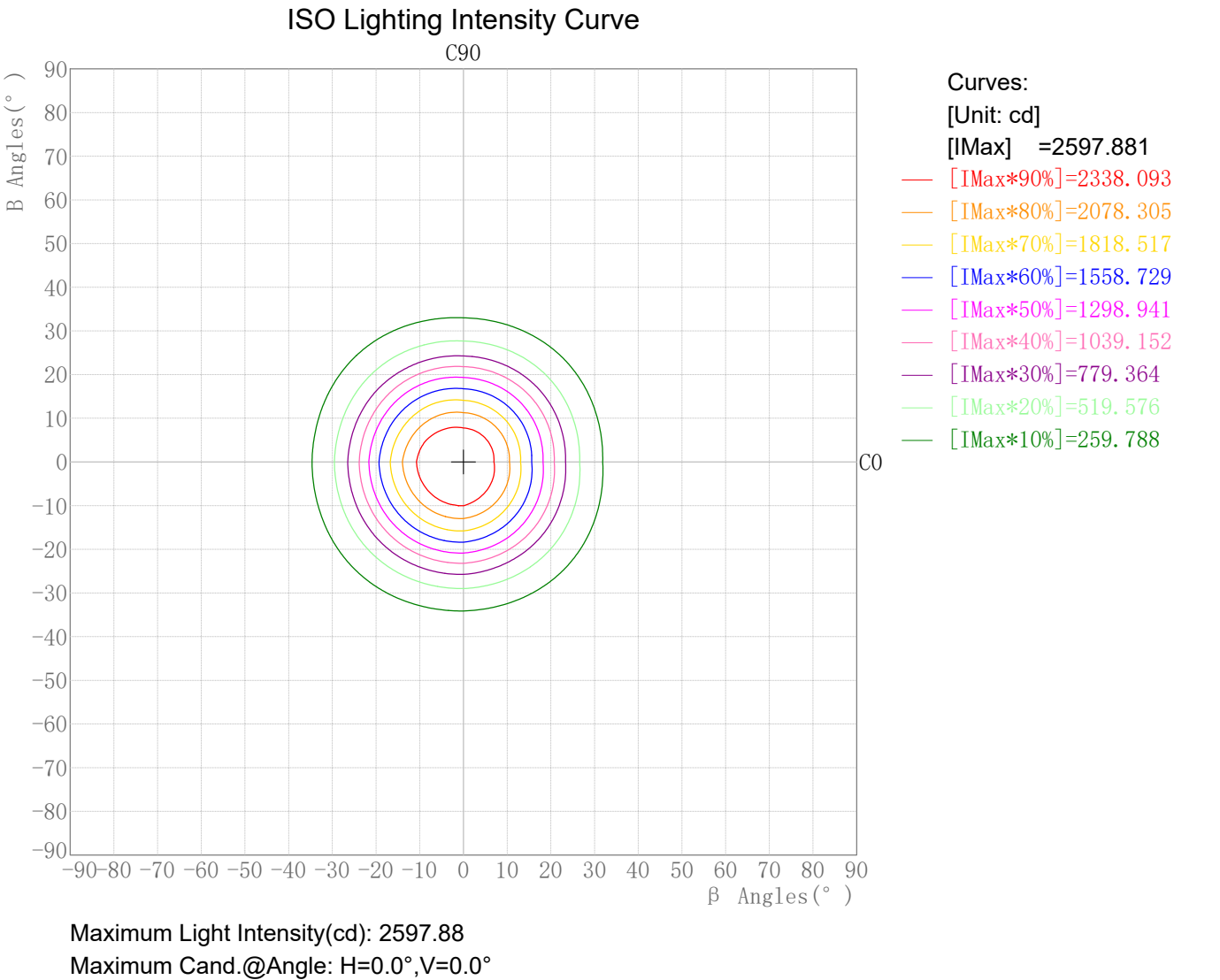


Zonal Flux Tabulation

Zone(γ)	Zone Flux (lm)	Sums Flux (lm)	Zone%Lamp	Sums%Lamp
0.0-5.0	61.42	61.42	4.59	4.59
5.0-10.0	171.94	233.36	12.86	17.46
10.0-15.0	242.00	475.36	18.10	35.56
15.0-20.0	257.25	732.61	19.24	54.80
20.0-25.0	217.53	950.14	16.27	71.07
25.0-30.0	147.31	1097.45	11.02	82.09
30.0-35.0	89.02	1186.47	6.66	88.75
35.0-40.0	50.22	1236.69	3.76	92.51
40.0-45.0	26.65	1263.34	1.99	94.50
45.0-50.0	15.91	1279.25	1.19	95.69
50.0-55.0	11.83	1291.08	0.88	96.58
55.0-60.0	10.26	1301.34	0.77	97.34
60.0-65.0	8.47	1309.81	0.63	97.98
65.0-70.0	6.65	1316.46	0.50	98.47
70.0-75.0	4.96	1321.41	0.37	98.84
75.0-80.0	3.40	1324.82	0.25	99.10
80.0-85.0	2.03	1326.84	0.15	99.25
85.0-90.0	0.89	1327.74	0.07	99.32
90.0-95.0	0.30	1328.03	0.02	99.34
95.0-100.0	0.09	1328.12	0.01	99.35
100.0-105.0	0.00	1328.13	0.00	99.35
105.0-110.0	0.00	1328.13	0.00	99.35
110.0-115.0	0.00	1328.13	0.00	99.35
115.0-120.0	0.00	1328.13	0.00	99.35
120.0-125.0	0.01	1328.13	0.00	99.35
125.0-130.0	0.14	1328.27	0.01	99.36
130.0-135.0	0.45	1328.72	0.03	99.39
135.0-140.0	0.77	1329.49	0.06	99.45
140.0-145.0	1.03	1330.52	0.08	99.53
145.0-150.0	1.24	1331.76	0.09	99.62
150.0-155.0	1.30	1333.05	0.10	99.72
155.0-160.0	1.23	1334.28	0.09	99.81
160.0-165.0	1.07	1335.36	0.08	99.89
165.0-170.0	0.82	1336.17	0.06	99.95
170.0-175.0	0.51	1336.68	0.04	99.99
175.0-180.0	0.17	1336.86	0.01	100.00

Rectangle ISO Lighting Intensity Diagram

Lum. Name: DL51-15-XX-01 4000K RA90 36D 白色	Lum. Catelog:	Test ID: 01
Lamp Name:	Lamp Catelog: LED	Test Lab: Quality Department
Manufacture: Shenzhen Norming Lighting	Test Machine:GON-2000	Test Date: 2022/08/10

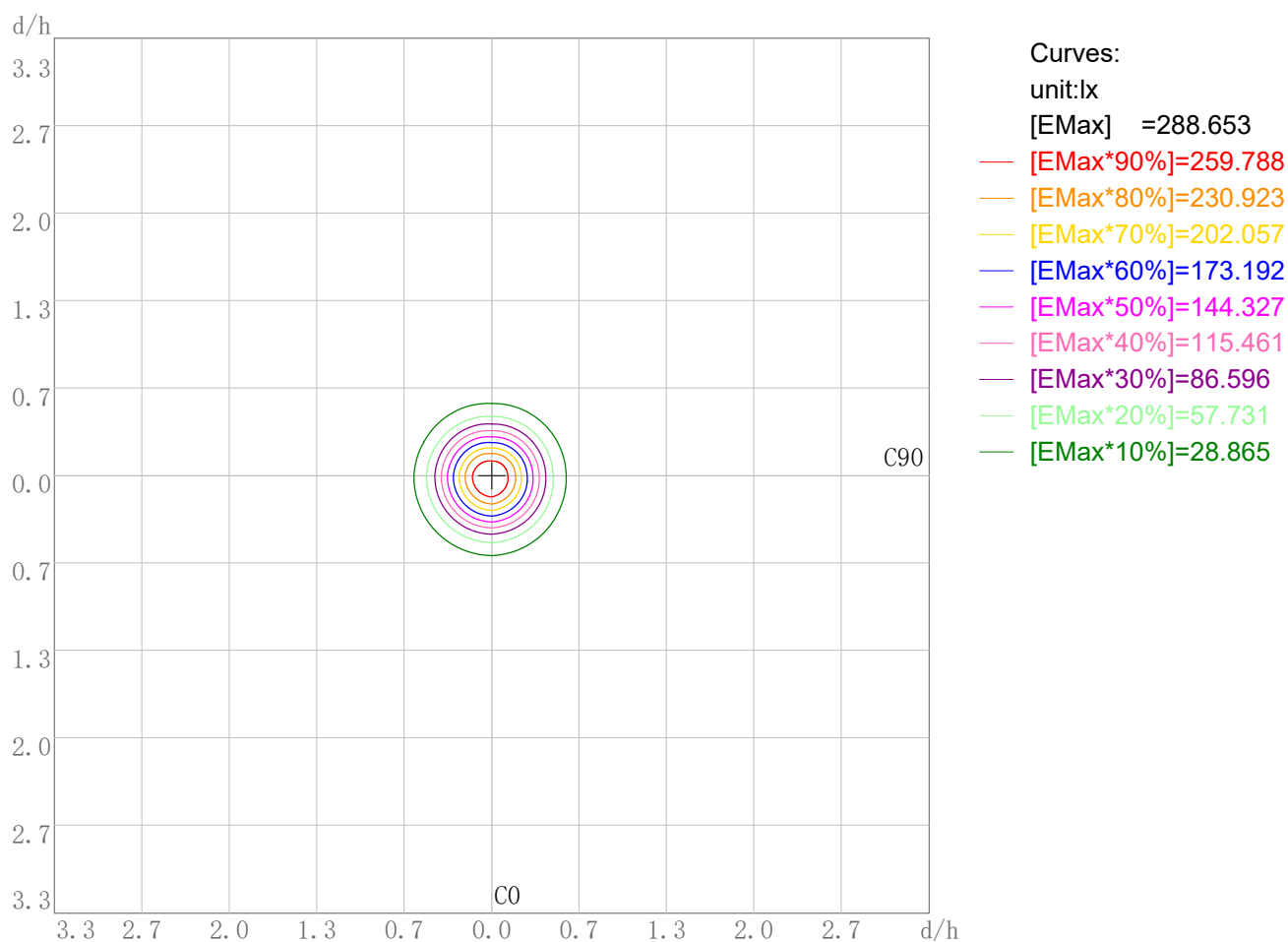


Photometric Filename:DL51-15-XX-01 4000K RA90 36D 白色.IES

Plane ISO-Illuminance Diagram

Lum. Name: DL51-15-XX-01 4000K RA90 36D 白色	Lum. Catalog:	Test ID: 01
Lamp Name:	Lamp Catalog: LED	Test Lab: Quality Department
Manufacture: Shenzhen Norming Lighting	Test Machine:GON-2000	Test Date: 2022/08/10

Plane ISO-Illuminance Curve



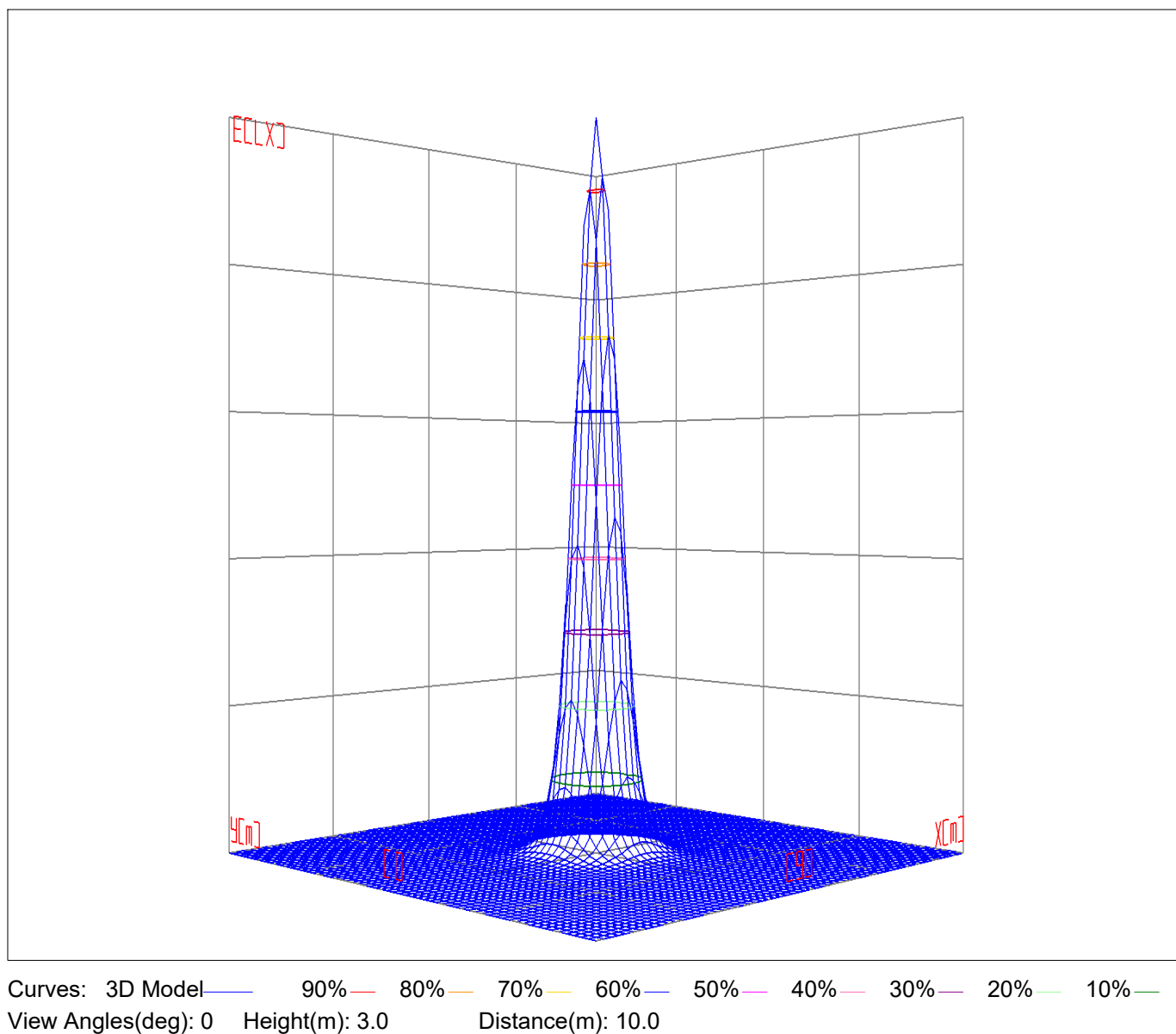
Working Plane Maximum Illuminance(lx): 288.65

Working Plane Maximum Illuminance Position(d/h):H0.0 V0.0

3D Plane ISO Illuminance Diagram

Lum. Name: DL51-15-XX-01 4000K RA90 36D 白色	Lum. Catalog:	Test ID: 01
Lamp Name:	Lamp Catalog: LED	Test Lab: Quality Department
Manufacture: Shenzhen Norming Lighting	Test Machine:GON-2000	Test Date: 2022/08/10

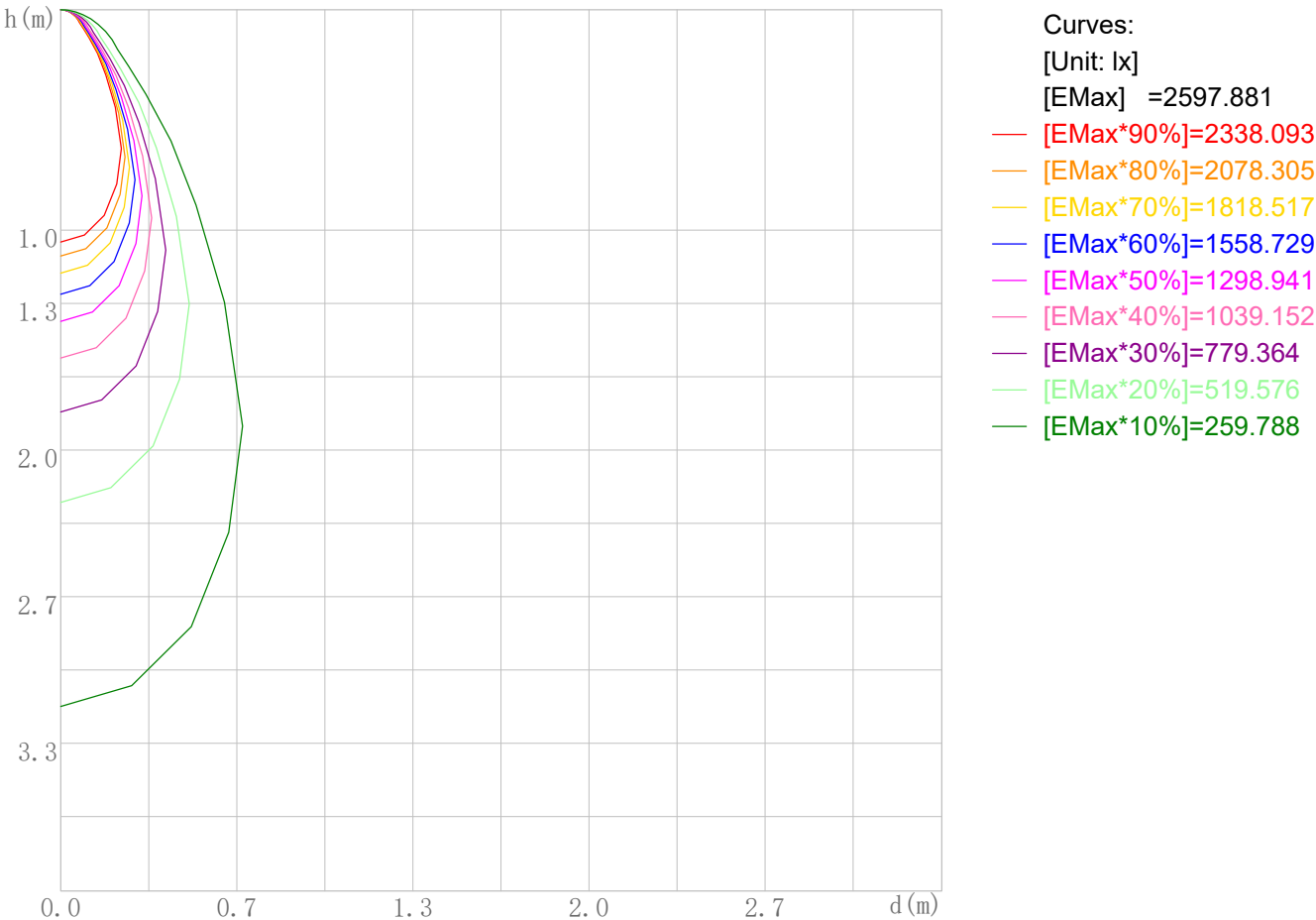
3D Plane Illuminance Modal



Space ISO Illuminance Diagram

Lum. Name:DL51-15-XX-01 4000K RA90 36D 白色	Lum. Catelog:	Test ID:01
Lamp Name:	Lamp Catelog:LED	Test Lab:Quality Department
Manufacture:Shenzhen Norming Lighting	Test Machine:GON-2000	Test Date:2022/08/10

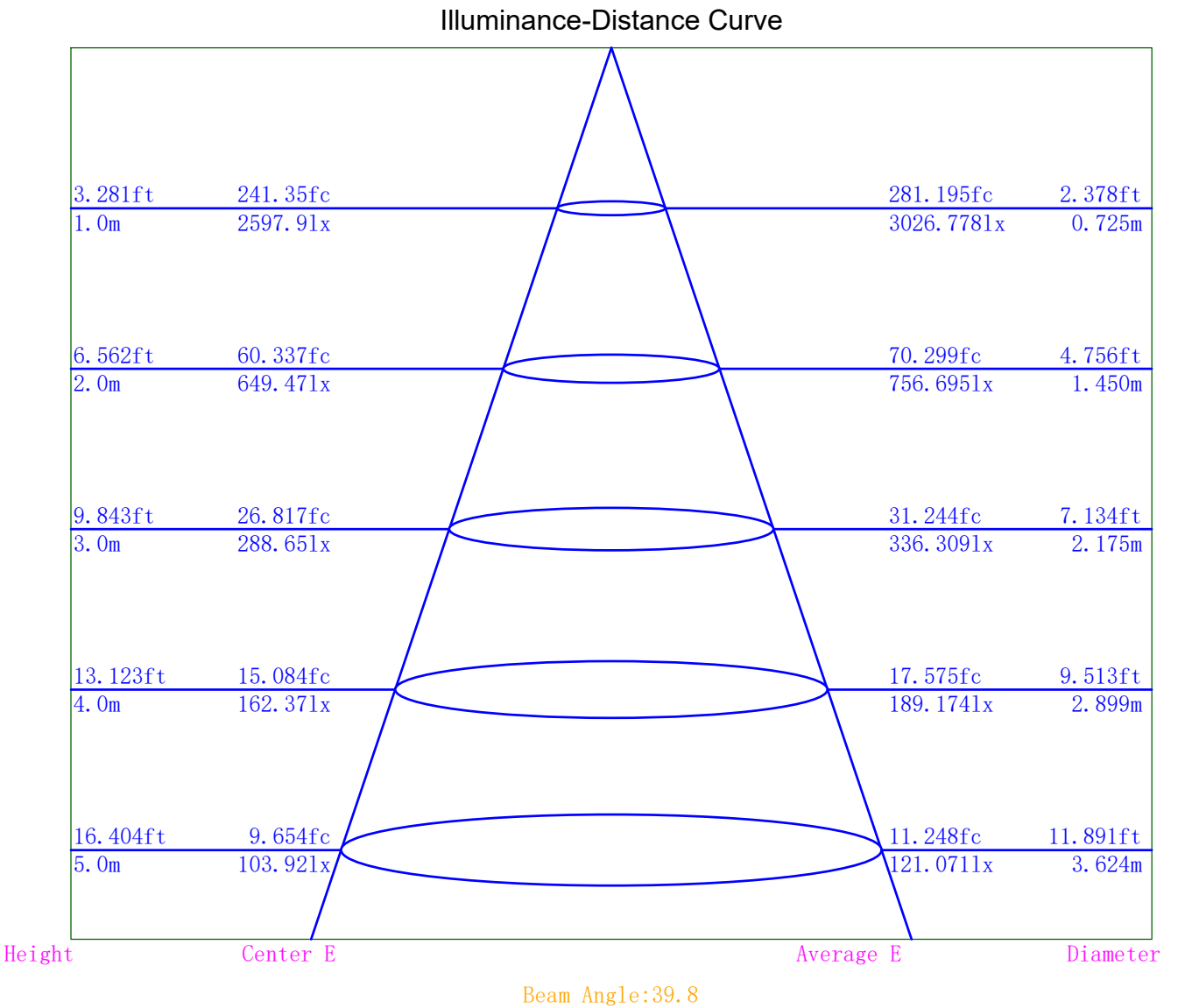
Space ISO Illuminance Curve



Space Plane Maximum Illuminance and @Angle:2597.88lx,0.0deg
Plane Maximum Lighting Intensity and @Angle:2597.881cd,0deg

Illuminance-Distance Diagram

Lum. Name:DL51-15-XX-01 4000K RA90 36D 白色	Lum. Catelog:	Test ID:01
Lamp Name:	Lamp Catelog:LED	Test Lab:Quality Department
Manufacture:Shenzhen Norming Lighting	Test Machine:GON-2000	Test Date:2022/08/10



Indoor Luminance Limiting Curves

Lum. Name:DL51-15-XX-01 4000K RA90 36D 白色	Lum. Catalog:	Test ID:01
Lamp Name:	Lamp Catalog: LED	Test Lab: Quality Department
Manufacture: Shenzhen Norming Lighting	Test Machine:GON-2000	Test Date: 2022/08/10

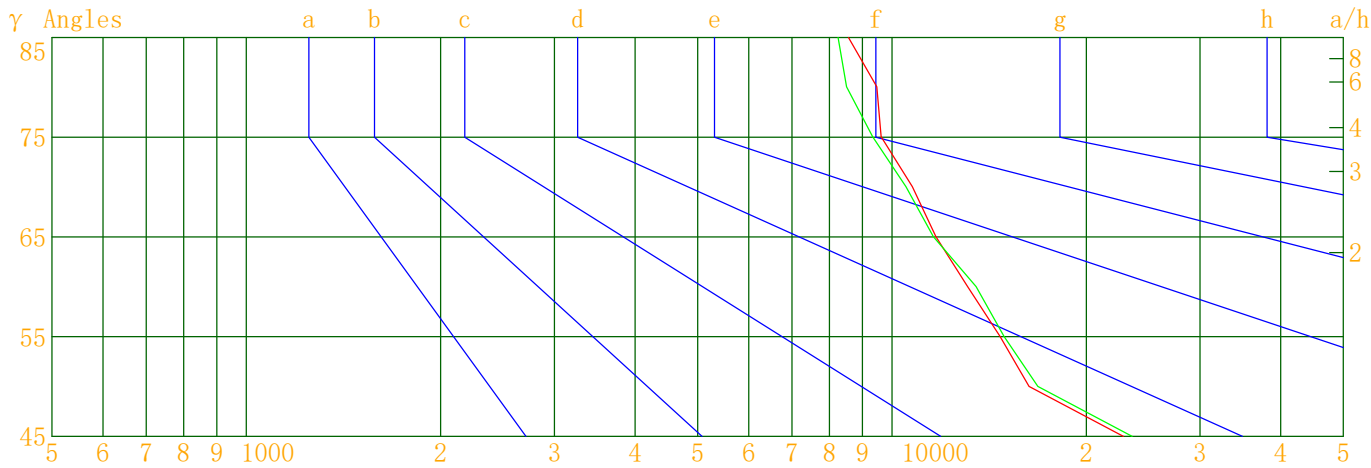
Glare Grade Table

GI	Quality	Using Illuminance							
1.15	A	2000	1000	500	<=300				
1.5	B		2000	1000	500	<=300			
1.85	C			2000	1000	500	<=300		
2.2	D				2000	1000	500	<=300	
2.55	E	a				2000	1000	500	<=300
			b	c	d	e	f	g	h

Luminance Table

Gama(deg)	45	50	55	60	65	70	75	80	85
C0	22822	16308	14703	13096	11694	10753	9622	9471	8565
C90	23555	16820	14917	13497	11587	10508	9335	8504	8250

Luminance Limiting Curve



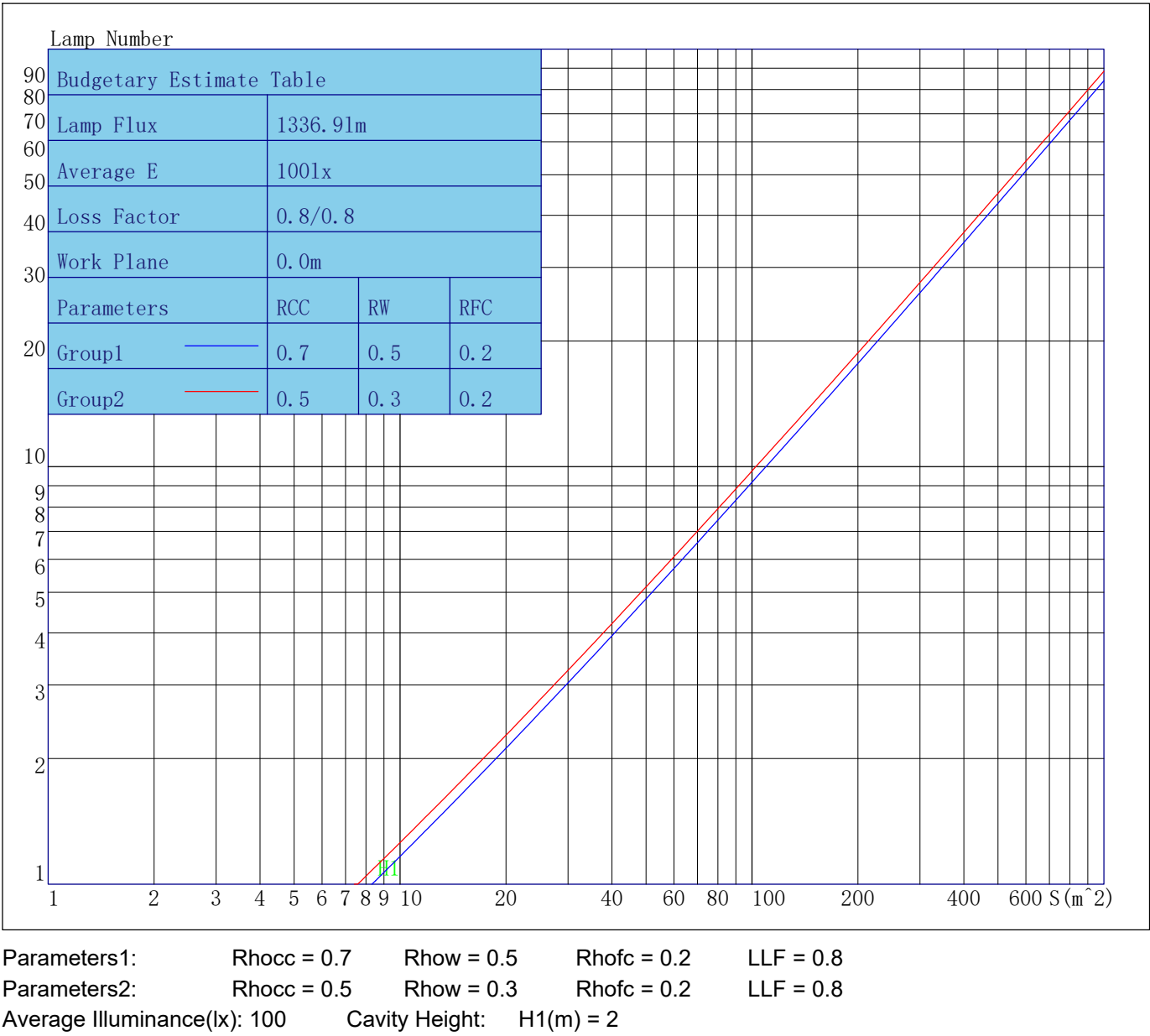
Luminous Size:Length(m)=0.055Width(m)=0.055Height(m)=0.000Area(m^2)=0.003025

Luminous Type:Without Luminous Side

Luminous Curves:C0-C180 Color: C90-C270 Color:

Indoor Budgetary Estimate Table

Lum. Name:DL51-15-XX-01 4000K RA90 36D 白色	Lum. Catelog:	Test ID:01
Lamp Name:	Lamp Catelog:LED	Test Lab:Quality Department
Manufacture:Shenzhen Norming Lighting	Test Machine:GON-2000	Test Date:2022/08/10



Indoor Coefficient of Utilization Table

Lum. Name:DL51-15-XX-01 4000K RA90 36D 白色	Lum. Catelog:	Test ID:01
Lamp Name:	Lamp Catelog:LED	Test Lab:Quality Department
Manufacture:Shenzhen Norming Lighting	Test Machine:GON-2000	Test Date:2022/08/10

Coefficients of Utilization - Zonal Cavity Method																		
Coef.	Effective Floor Cavity Reflectance RFC=0.20																	
RhoCC (%)	80				70				50			30			10			0
RhoW (%)	70	50	30	10	70	50	30	10	50	30	10	50	30	10	50	30	10	0
RCR	Coefficient of Utilization(%)																	
0	119	119	119	119	116	116	116	116	111	111	111	106	106	106	101	101	101	99
1	114	111	109	106	111	109	107	105	105	103	101	101	99	98	97	96	95	93
2	109	104	100	97	106	102	99	96	99	96	94	96	94	92	93	91	90	88
3	104	98	93	90	102	96	92	89	94	90	87	91	88	86	89	87	84	83
4	99	92	87	83	97	91	86	83	89	85	82	87	84	81	85	82	80	78
5	95	87	82	78	93	86	82	78	85	80	77	83	79	76	81	78	76	74
6	91	83	78	74	90	82	77	73	81	76	73	79	75	72	78	75	72	71
7	87	79	74	70	86	78	73	70	77	72	69	76	72	69	75	71	68	67
8	84	75	70	66	83	75	70	66	74	69	66	73	68	65	72	68	65	64
9	81	72	67	63	79	71	66	63	70	66	63	70	65	63	69	65	62	61
10	77	69	64	60	77	68	63	60	68	63	60	67	63	60	66	62	60	58

Unified Glare Rating Table

Lum. Name:DL51-15-XX-01 4000K RA90 36D 白色	Lum. Catelog:	Test ID:01
Lamp Name:	Lamp Catelog:LED	Test Lab:Quality Department
Manufacture:Shenzhen Norming Lighting	Test Machine:GON-2000	Test Date:2022/08/10

Unified Glare Rating Table

Ceiling RCC	0.70	0.70	0.50	0.50	0.30	0.70	0.70	0.50	0.50	0.30
Wall RW	0.50	0.30	0.50	0.30	0.30	0.50	0.30	0.50	0.30	0.30
Floor RFC	0.20	0.20	0.20	0.20	0.20	0.20	0.20	0.20	0.20	0.20
Room Size	Vewed crosswise					Vewed endwise				
X=2H Y=2H	17.6	18.6	18.0	18.9	19.2	18.1	19.0	18.4	19.3	19.7
	18.0	18.9	18.4	19.2	19.6	18.4	19.2	18.8	19.6	20.0
	18.2	19.0	18.7	19.4	19.8	18.6	19.3	19.0	19.7	20.1
	18.4	19.1	18.8	19.5	19.9	18.7	19.4	19.1	19.8	20.2
	18.5	19.1	18.9	19.5	20.0	18.7	19.4	19.2	19.8	20.2
	18.5	19.1	18.9	19.5	20.0	18.7	19.3	19.2	19.7	20.2
X=4H Y=2H	17.7	18.4	18.1	18.8	19.2	18.1	18.8	18.5	19.2	19.6
	18.3	18.9	18.7	19.3	19.7	18.6	19.2	19.0	19.6	20.0
	18.6	19.1	19.0	19.6	20.0	18.8	19.4	19.3	19.8	20.3
	18.8	19.3	19.3	19.8	20.3	19.0	19.5	19.5	20.0	20.5
	18.9	19.4	19.4	19.8	20.3	19.1	19.5	19.6	20.0	20.5
	19.0	19.4	19.5	19.9	20.4	19.2	19.5	19.7	20.0	20.5
X=8H Y=4H	18.6	19.0	19.1	19.5	20.0	18.9	19.3	19.3	19.8	20.2
	19.0	19.3	19.5	19.8	20.4	19.2	19.5	19.7	20.0	20.5
	19.2	19.5	19.7	20.0	20.5	19.3	19.6	19.8	20.1	20.6
	19.3	19.6	19.8	20.1	20.7	19.4	19.7	20.0	20.2	20.8
X=12H Y=4H	18.6	18.9	19.1	19.4	19.9	18.8	19.2	19.3	19.7	20.2
	19.0	19.3	19.5	19.8	20.3	19.2	19.5	19.7	19.9	20.5
	19.2	19.5	19.7	20.0	20.6	19.3	19.6	19.9	20.1	20.7
Variations with the objverver position at spacings										
S=1.0H	0.4/-0.4					0.5/-0.5				
S=1.5H	0.8/-0.8					0.8/-0.9				
S=2.0H	1.0/-1.2					1.1/-1.3				
Reduced UGR Table:										
Nordic Standard Table:	BK0					BK0				
Correction Value	1.5					1.3				

o the CIE Pub.117,data has been corrected,refers to the lamp’s lumens 8.2flm.

Candela Tabulation

V/H	C0.0	C90.0	C180.0	C270.0
γ 0.0	2597.88	2597.88	2597.88	2597.88
γ 5.0	2473.02	2514.99	2597.20	2572.75
γ 10.0	2132.65	2197.45	2397.97	2339.74
γ 15.0	1621.31	1736.88	1995.46	1897.33
γ 20.0	1117.97	1231.48	1491.09	1394.08
γ 25.0	615.27	701.75	905.84	838.88
γ 30.0	314.72	362.23	479.21	438.14
γ 35.0	167.77	191.40	243.44	221.31
γ 40.0	85.15	91.65	106.53	96.65
γ 45.0	48.82	50.38	49.74	46.86
γ 50.0	31.71	32.71	27.33	27.42
γ 55.0	25.51	25.88	23.33	23.68
γ 60.0	19.81	20.41	19.29	19.60
γ 65.0	14.95	14.81	15.28	15.21
γ 70.0	11.13	10.87	11.58	11.25
γ 75.0	7.53	7.31	8.39	7.77
γ 80.0	4.97	4.47	5.41	5.00
γ 85.0	2.26	2.17	3.04	2.53
γ 90.0	0.43	0.78	0.88	0.93
γ 95.0	0.09	0.29	0.39	0.53
γ 100.0	0.00	0.00	0.04	0.00
γ 105.0	0.00	0.00	0.00	0.00
γ 110.0	0.00	0.00	0.00	0.00
γ 115.0	0.00	0.00	0.00	0.00
γ 120.0	0.00	0.00	0.00	0.00
γ 125.0	0.00	0.00	0.08	0.03
γ 130.0	0.72	0.62	0.82	0.31
γ 135.0	1.77	1.39	1.82	1.40
γ 140.0	2.81	2.37	2.35	2.68
γ 145.0	3.89	3.72	3.43	3.43
γ 150.0	5.19	4.36	5.09	4.50
γ 155.0	5.66	5.41	5.47	5.30
γ 160.0	6.30	6.18	6.74	5.86
γ 165.0	6.59	6.47	6.99	7.00
γ 170.0	6.99	6.82	7.31	6.88
γ 175.0	7.71	7.10	7.12	7.22
γ 180.0	7.28	7.28	7.28	7.28